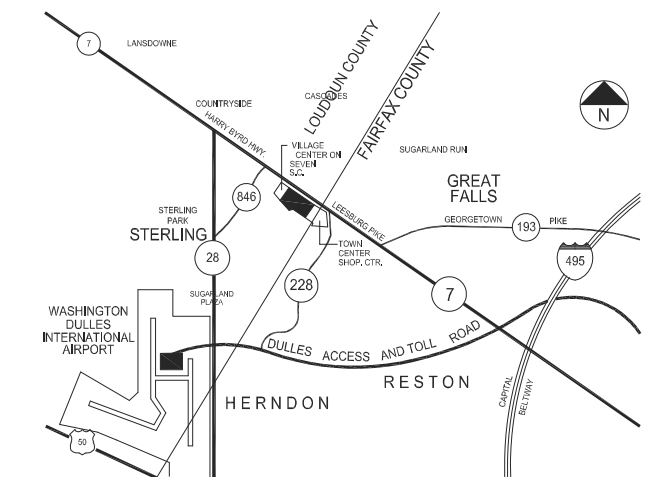
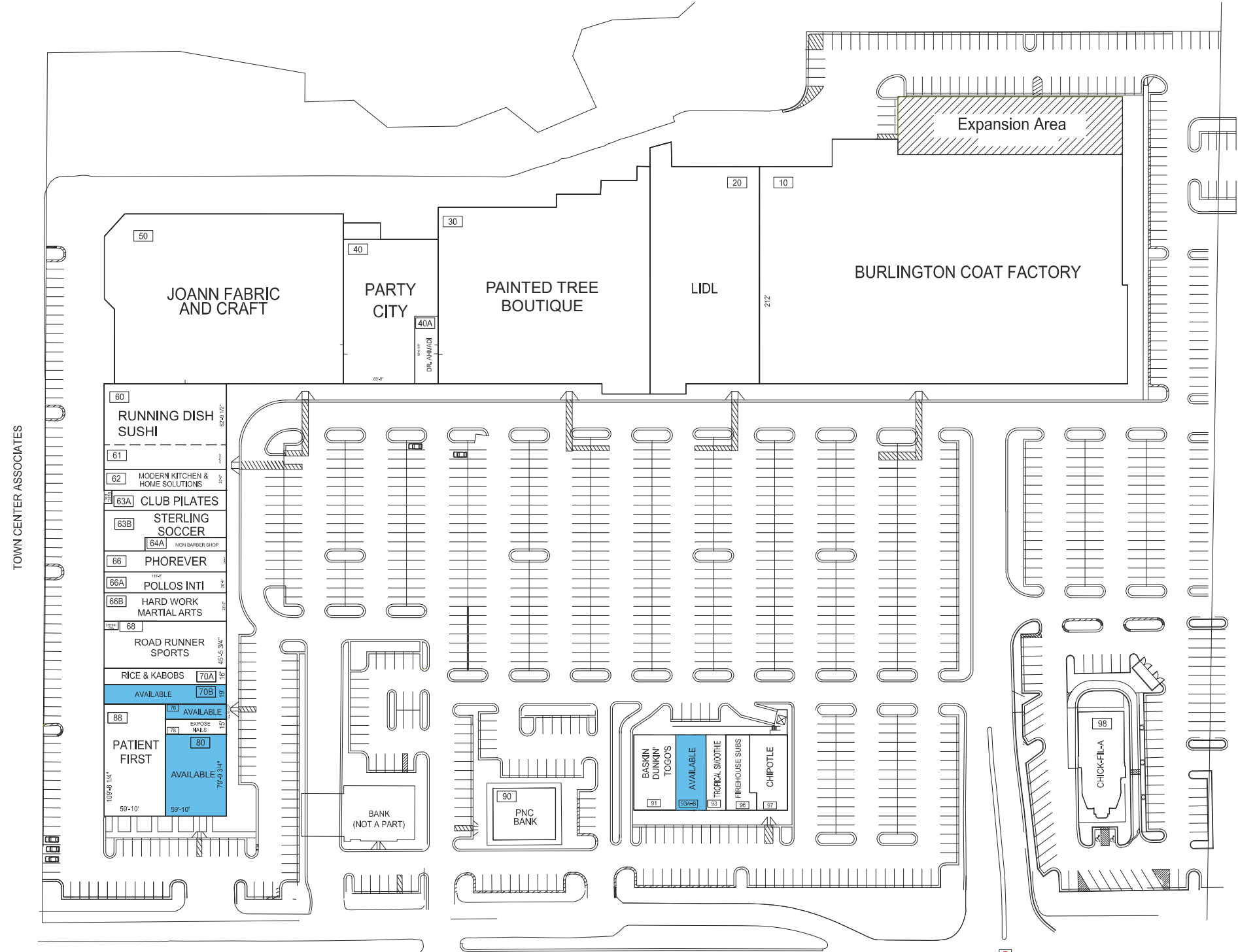


SUGARLAND CROSSING

LOUDOUN COUNTY, VIRGINIA



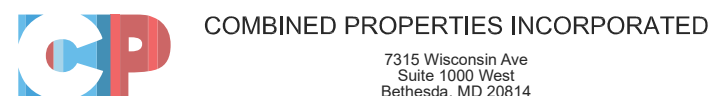
TENANT ROSTER

10	BURLINGTON COAT	77,444 SF	90	PNC BANK	3,000 SF
20	LIDL	26,114 SF	91	DUNKIN DONUTS	3,000 SF
30	PAINTED TREE BOUTIQUE	35,127 SF	93A-B	AVAILABLE	2,000 SF
40	PARTY CITY	12,500 SF	93	TROPICAL SMOOTHIE	1,450 SF
40A	DR. AHMADI	1,607 SF	96	FIREHOUSE SUBS	1,793 SF
50	JOANN FABRIC & CRAFTS	35,000 SF	97	CHIPOTLE	2,552 SF
60-61	RUNNING DISH SUSHI	10,180 SF	98	CHICK-FIL-A	4,300 SF
62	MODERN KITCHEN & HOME SOLUTIONS	2,495 SF			
63A	CLUB PILATES	2,257 SF			
63B	STERLING SOCCER	3,685 SF			
64A	MGM BARBER SHOP	1,120 SF			
66	PHOREVER	2,455 SF			
66A	POLLOS INTI	2,452 SF			
66B	HARD WORK MARTIAL ARTS	3,350 SF			
68	ROAD RUNNER SPORTS	5,440 SF			
70A	RICE & KABOBS	1,797 SF			
70B	AVAILABLE	2,391 SF			
76	AVAILABLE	900 SF			
78	EXPOSE NAILS	900 SF			
80	AVAILABLE	4,800 SF			
88	PATIENT FIRST	6,600 SF			

PARKING PROVIDED =
 PARKING REQUIRED =
 GLA AS PER RENT ROLL = 256,624 SF
 ZONED = PD-CC-SC
 REV. DATE = MAY 2023

SUGARLAND CROSSING

ROUTE 7
 LOUDOUN COUNTY, VIRGINIA 20164



COMBINED PROPERTIES INCORPORATED
 7315 Wisconsin Ave
 Suite 1000 West
 Bethesda, MD 20814
 (202) 293-4500
 FAX (202) 833-3013

THIS SHOPPING CENTER LAYOUT IS AN APPROXIMATE REPRESENTATION AND IS SUBJECT TO MODIFICATION AND REVISION WITHOUT NOTICE. THE NUMBER OF SPACES AND THEIR DIMENSIONS ARE APPROXIMATE AND SUBJECT TO CHANGE. APPROVAL BY ALL GOVERNMENTAL AGENCIES AND THE LEASING AND PARKING LAYOUT IS SUBJECT TO CHANGE.

LEASING PLAN

SCALE 1"=120'