

# SULLY PLAZA Chantilly, VA 20151



## PROJECT FACTS

**GLA: 118,000 SF**

- ▶ Center is located in affluent Fairfax County where the HH median income is \$124,831 and ranks among the top ten wealthiest county in the U.S. (Census Bureau 2021)
- ▶ 61.1% of county residents have a Bachelor's Degree or higher
- ▶ Over 100,000 vehicles drive by the center daily
- ▶ Center features several daily needs tenants offering shoppers one stop shopping

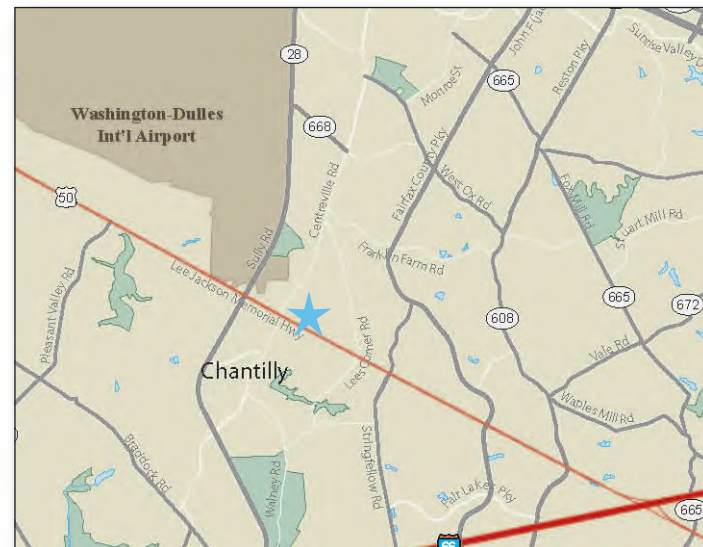
## FEATURED TENANTS

Aldi, CVS/pharmacy, Auto Zone, The Tile Shop, Chick-fil-A

## 2024 DEMOGRAPHICS

	Population	Avg HH Income	Households
1 mile	11,950	\$181,225	3,793
3 mile	78,269	\$231,574	25,745
5 mile	251,356	\$203,364	88,681

2024 ESRI



## LOCATION

Route 50 & Centreville Road - Chantilly, VA

## LEASING CONTACT

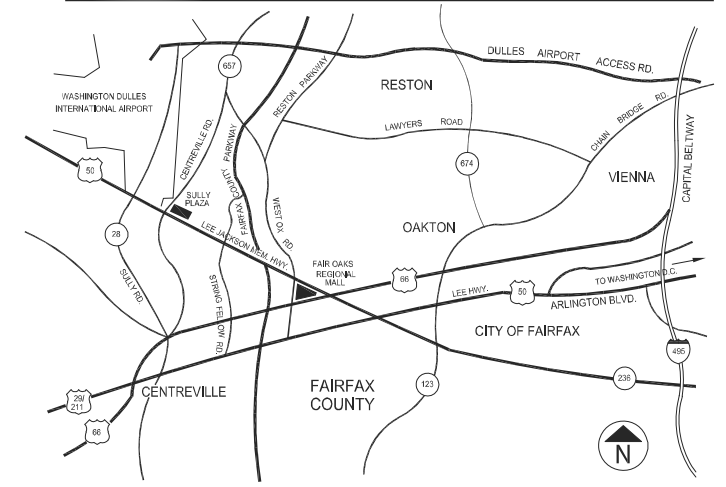
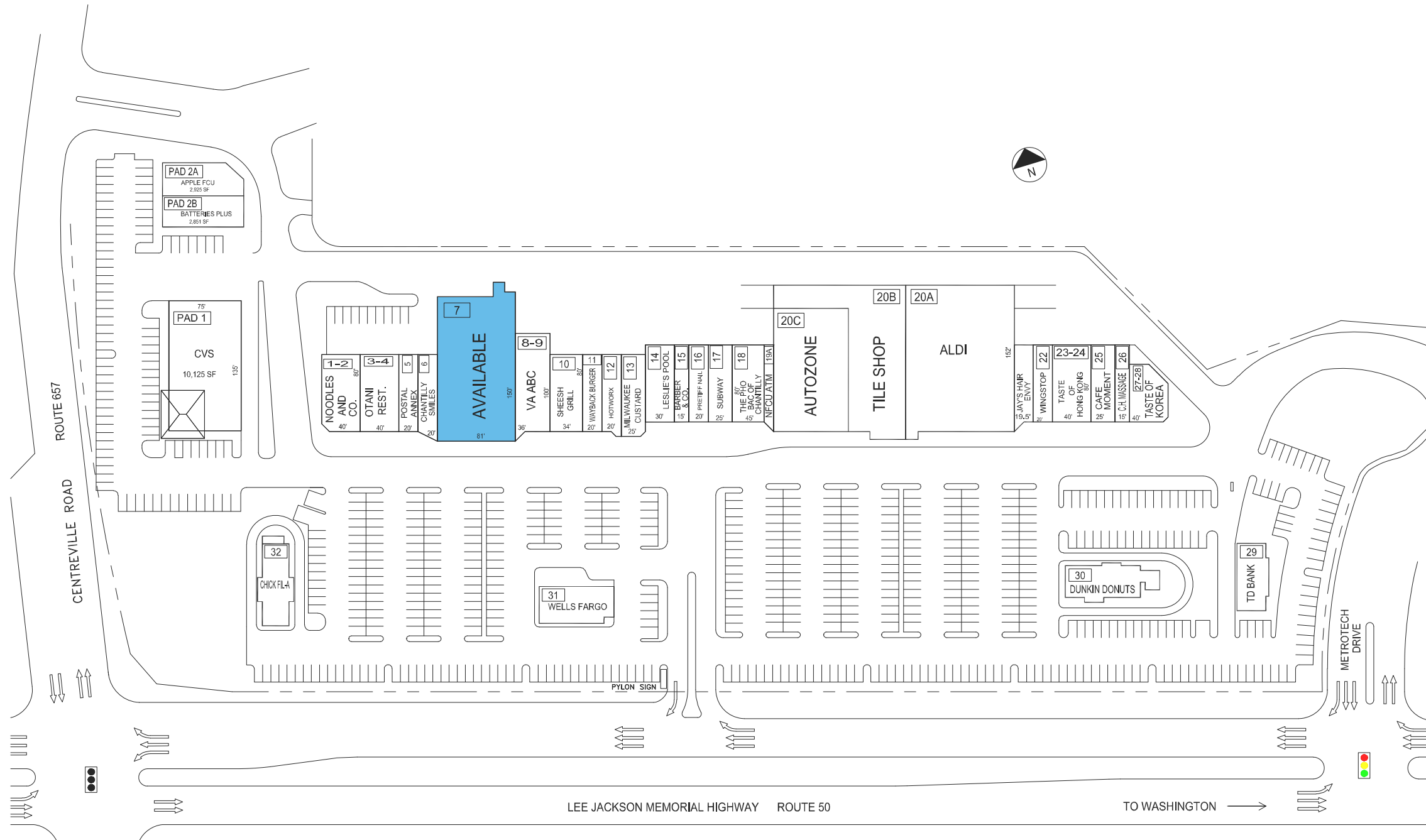
David Paik  
202.736.2804 | [DPaik@combined.biz](mailto:DPaik@combined.biz)





# SULLY PLAZA

CHANTILLY, VIRGINIA



## TENANT ROSTER

1-2	NOODLES & CO.	3,200 SF	19A	NFCU ATM	100 SF
3-4	OTANI RESTAURANT	3,200 SF	20A	ALDI	18,844 SF
5	POSTAL ANNEX	1,600 SF	20B	TILE SHOP	8,865 SF
6	CHANTILLY SMILES	1,600 SF	20C	AUTOZONE	12,000 SF
7	AVAILABLE	12,542 SF	21	JAY'S HAIR ENVY	1,573 SF
8-9	VA ABC	3,600 SF	22	WINGSTOP	1,600 SF
10	SHEESH GRILL	2,720 SF	23-24	TASTE OF HONG KONG	3,200 SF
11	WAYBACK BURGER	1,600 SF	25	CAFE MOMENT	2,000 SF
12	HOTWORX	1,600 SF	26	C.H. MASSAGE	1,200 SF
13	MILWAUKEE FROZEN CUSTARD	2,000 SF	27-28	TASTE OF KOREA	2,188 SF
14	MILWAUKEE POOL	2,400 SF	29	TD BANK	2,100 SF
15	BARBER & COMPANY	1,200 SF	30	DUNKIN DONUTS	3,200 SF
16	PRETIFF NAIL SALON	1,600 SF	31	WELLS FARGO	3,500 SF
17	SUBWAY	2,000 SF	32	CHICK FIL-A	4,792 SF
18	THE PHO BAC OF CHANTILLY	3,376 SF			

PAD 1	CVS	10,125 SF
PAD 2	APPLE FCU	2,925 SF
PAD 2B	BATTERIES PLUS	2,851 SF

PARKING PROVIDED =	
PARKING REQUIRED =	
GLA AS PER RENT ROLL =	123,323 SF
ZONED =	C-6
REV. DATE =	SEPT 2024

# SULLY PLAZA

LEE JACKSON MEMORIAL HWY. & CENTREVILLE RD.  
CHANTILLY, VIRGINIA 22021

## LEASING PLAN

THE SHOPPING CENTER LAYOUT IS FOR INFORMATION PURPOSES ONLY AND IS SUBJECT TO CHANGE WITHOUT NOTICE. REPRESENTATIVE AREAS ARE FOR INFORMATION PURPOSES ONLY. TYPES OF BUSINESS OR TENANT GROUPINGS, THE DRAWING IS ALSO SUBJECT TO CHANGE, REVIEW AND APPROVAL OF ALL GOVERNMENTAL AUTHORITIES. HORIZONTAL DIMENSIONS OR STRUCTURES MAY BE SUBJECT TO CHANGE AND EXISTING BUILDINGS OR STRUCTURES MAY BE REMOVED OR ADDED. DIMENSIONS, MARKINGS AND THE LANDSCAPING AND PARKING LAYOUT IS SUBJECT TO CHANGE.

0' 50' 100'  
APPROX. SCALE



COMBINED PROPERTIES INCORPORATED

7315 Wisconsin Ave  
Suite 1000 West  
Bethesda, MD 20814  
(202) 293-4500  
FAX (202) 833-3013